



RPR®

REALTORS PROPERTY RESOURCE

Welcome, Please Sign in...

Email:

Password:

Sign in

Keep me signed in for 2 weeks

[Forgot Password?](#) | [Create New Account](#)

RPR Stats 117 million properties nationwide... 1.6 million active listings nationwide...



Is your MLS signed up?

Find out if you're live...



Map

RPR's Help Desk

Get tips, videos and best practices...



Help Desk

The RPR Blog

Keep up with our latest news...



Blog

To access the Realtors Property Resource (RPR), go to www.narrpr.com and you will see the screen above.

If you have signed onto the RPR website previously, use your email address and password and click Sign In. You will now be sent to the RPR home screen.

If you have never used the RPR website before, click on "Create New Account" underneath the password field on the screen above. Once clicked, a popup window like the one to the right will appear. You need your last name and your NRDS number in order to create an account. This popup screen will show you the various places you can locate your NRDS number. Follow the next 5 steps on that popup window to create your account.

Welcome!

Looks like it's your first time here so we need you to fill out your profile. We've filled in some of the details we already have on file for you, so please check them and then fill in the blanks. You can always update your profile by going to the My Profile page.



Step 1 2 3 4 5 6


See if you're eligible by entering your name and NRDS#...

Last Name:

NRDS#: [Already got an account? Sign in here](#)

...There are 4 ways to find your NRDS#:

- i We recommend that you use the **NAR website** to quickly [Look it up](#)
- ii You can also try your **REALTOR® membership card**... 
- iii ...or your **REALTOR® magazine mailing label**... 
- iv ...Still need help? **Contact NAR's Information Central** [Information Central](#)



Once you sign into your RPR account, you are taken to the RPR home screen which you can see below.

The screenshot shows the RPR (Realtors Property Resource) home screen. At the top left is the RPR logo with the text "REALTORS PROPERTY RESOURCE". To the right are navigation tabs: "Home", "Search", "Reports", and "My Profile". Below the navigation is a search bar with "Temple, PA 19560" entered. Above the search bar are radio buttons for "All Properties", "For Sale", "Neighborhoods", "Market Activity", and "My Listings". Below the search bar are filters for "Price Range" (No Minimum, No Maximum), "Beds" (Any), and "Baths" (Any). A "Quick Searches" dropdown is on the left, and an "Advanced Search" link is on the right. Below the search bar is a banner for "RPR Stats" showing "117 million properties nationwide..." and "1.6 million active listings nationwide...". The main content area is divided into two columns: "MY RECENT REPORTS" and "MY RECENT ACTIVITY". The "MY RECENT REPORTS" section includes a "Tips" icon and a list of instructions: "Any reports you run will appear here.", "Reports expire after 30 days.", "Download a report by clicking on it here.", and "Create or rerun reports on the Reports page." The "MY RECENT ACTIVITY" section includes a "clock" icon and text: "When you run a search or go to a details page, we create a bookmark here on the homepage so you can quickly get back to properties you've recently visited." On the left side of the main content area is a "Introducing Broker Tools" section with a magnifying glass icon and a "Learn More" button.

From here you can begin your search of an address, a neighborhood, or a town. Just type it in the search bar and click search (In this example I searched Temple, PA 19560).

You can search for All Properties (Includes for sale, sold, pending, and distressed) or just For sale. We will start our example with For sale. (There are instructions on Neighborhoods, Market Activity, and My Listings later in this hand-out).

If you want to do more of a detailed search, Click on Advanced Search to the right of the Search Bar and more search options will appear underneath the Price Range, Beds and Bath options below the search bar.

The screenshot shows the RPR Advanced Search page. At the top is the same search bar as in the previous screenshot, with "Temple, PA 19560" entered and a "Search" button. Below the search bar are filters for "Estimate Range" (No Minimum, No Maximum), "Beds" (Any), and "Baths" (Any). Below these filters are two search fields: "Search for an Owner: Name or Company" and "Search by APN Number: APN #; Separate additional APNs with a semicolon". Below these fields are checkboxes for "Show: Non-Distressed" and "Distressed". Below these checkboxes is a "Sold Within Last" dropdown menu set to "Any Time". Below this dropdown are "Living Area" and "Lot Size" dropdown menus, both set to "Any". Below these dropdowns are checkboxes for "Property Type": "All", "Single Family Residence", "Multifamily/Multiplex", "Farm/Ranch", "Mobile/Manufactured", "Condo/Townhouse", "Coop", "Lot/Land", and "Other". Below these checkboxes are "Year Built From" and "To" input fields. At the bottom right is a "Search" button and a "Back to Basic Search" link.

Search Results for: Temple, PA 19560

Save Search

92 properties

Show: 10 results

Sort list by: Recently updated

Filter these results

Apply

Listing Status

- Active
- Pending

Show

- Non-Distressed
- Foreclosure / Bank-owned
- Pre-foreclosure / Auction
- Short-sales

Preferences

- Highlight my listings
- Show only my listings
- Show only homes with photos

Price Range

No Minimum

No Maximum

Price per sq. ft.

Any

Any

← Previous | 1 2 3 4 5 6 7 8 9 10 | Next →

FOR SALE PRICE: **\$78,000** 4 br 2 ba 1,075 sq. ft.

• Relisted, Active:
3/16/2012

5106 Mohave Rd, Temple, PA 19560



Owner: Owner Of Record APN #: 5309-07-68-9152
Single Family Residence Lot Size: 6,098 sq. ft.
AVM: \$99,000 Year Built: -
Listing ID: 6024345

9 photos

FOR SALE PRICE: **\$95,000** 4 br 1 ba 1,075 sq. ft.

• Active: 2/25/2012

5204 Wilshire Rd, Temple, PA 19560



Owner: Owner Of Record APN #: 5309-07-77-4829
Single Family Residence Lot Size: 5,663 sq. ft.
RVM: \$95,190 Year Built: -
Listing ID: 6012305

17 photos

FOR SALE PRICE: **\$115,000** 4 br 2 ba 1,120 sq. ft.

• New, Active: 3/12/2012

709 Las Vegas Dr, Temple, PA 19560

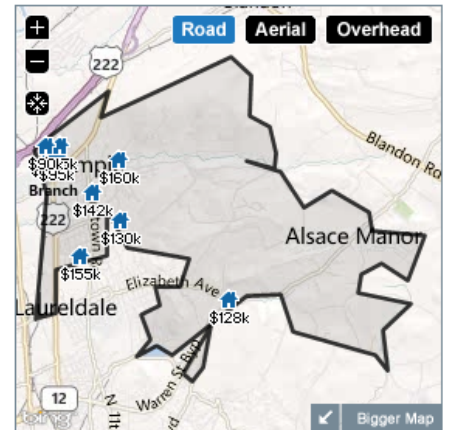


Owner: Kmb Homes Llc APN #: 5309-08-78-6600
Single Family Residence Lot Size: 5,227 sq. ft.
RVM: \$96,740 Year Built: -
Listing ID: 6021730

16 photos

FOR SALE PRICE: **\$142,500** 3 br 1 ba 1,372 sq. ft.

MAPS



Map Legend

Homes for Sale

Choose a topic to view as heatmap:

None

NEIGHBORHOOD

Temple, PA 19560

Median Estimated Home Value

About

19560	\$136,500
Berks County	\$163,000
Pennsylvania	\$150,000

12-Month Change in Median

After you hit Search on the last screen, your search results will come up on your screen like the example above. Here we see there were 92 properties for sale in the Temple area. You can see the map in the top right hand corner which shows you the area that was searched.

You can narrow down your search by choosing options on the left hand side of the screen and then click Apply. The new search results will replace this screen.

If you click the "Map View" button at the top of the screen you will be taken to a screen with a map like the one to the right. You will see an icon of a house wherever there is a home for sale, and then below the map you will see a list of the homes for sale like the screen above had showed previously.

92 properties

Show: 10 results Sort list by: Recently updated

Filter these results Apply

Listing Status

Active

FOR SALE PRICE: \$78,000 4 br 2 ba 1,075 sq. ft.

Relisted, Active: 3/16/2012

5106 Mohave Rd, Temple, PA 19560

NEIGHBORHOOD

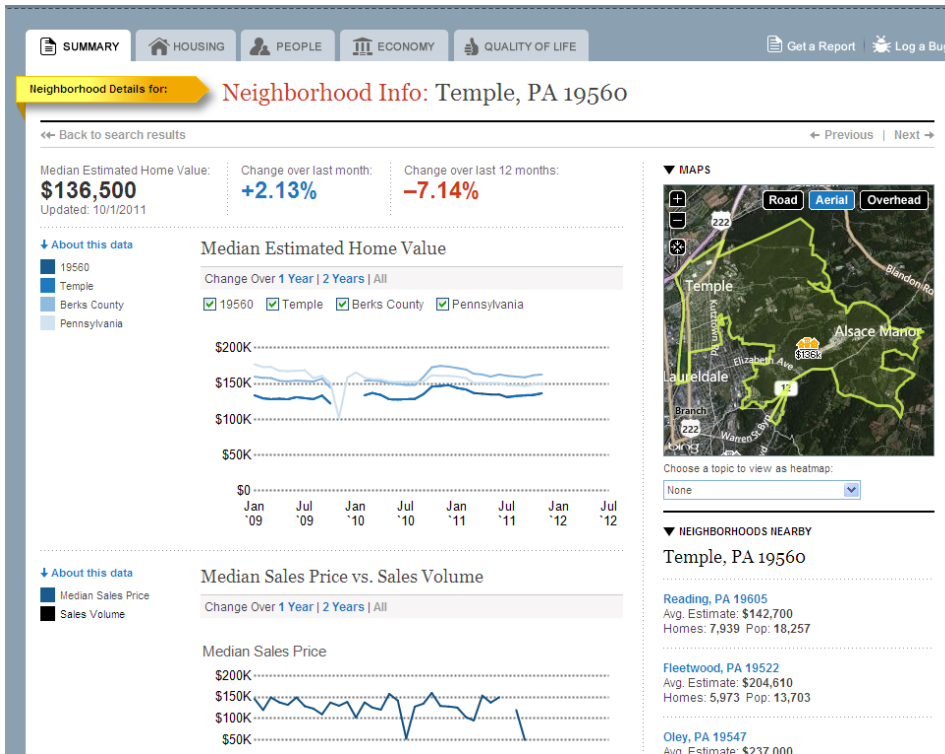
Temple, PA 19560

Median Estimated Home Value About

19560	\$136,500
Berks County	\$163,000
Pennsylvania	\$150,000

Neighborhood Search

If you want to do a neighborhood search and get stats about a particular area, on the home screen you can type in a town or area (in this example we stayed with Temple, PA) then click on the Neighborhood button and then click search.



Once loaded, your screen will look like the one on the left with the Summary Tab loaded. The Summary is an overview of the Housing, People, Economy and Quality of Life Tabs.

Here you can see the median estimated home value, change over the last month, and over the last 12 months.

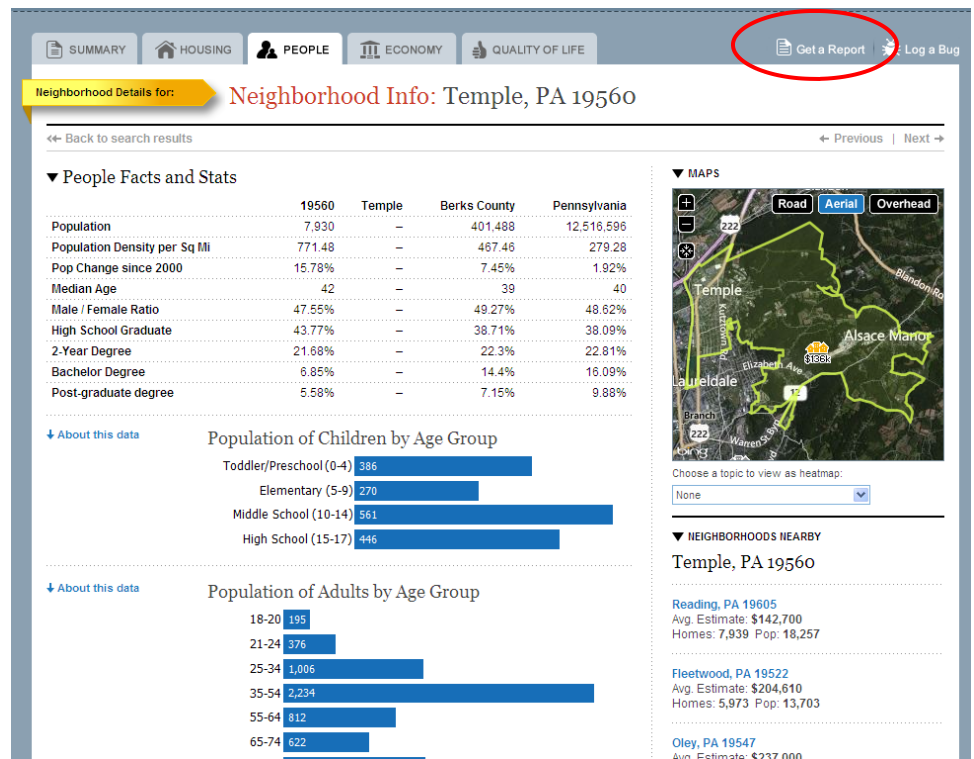
If you want to see more in depth reports, you can click on the other tabs at the top of the screen:

Housing: House value stats, inventory on the market stats, size of homes, age of homes, # of bedrooms from sold homes in the area.

People: Population and census data for the area you search

Economy: Unemployment and income stats

Quality of Life: Weather info, Commuting to work stats



If you want a report of these stats, you can click on Get a Report (Circled in the screen shot above). This will take you to the report creator screen which we will discuss a little later in this handout.

Market Activity Search

If you want to do a market activity search, on the home screen you can type in a town, area, address or even an MLS# (in this example we stayed with Temple, PA). Then you can choose a time frame such as last 3 months, last month, last week, or last 3 days. Finally, choose the type of home you want included from All, New listings, Pending, New Distressed, or Recently Sold. Click Search when you are ready to see your results

Once loaded, your screen will look like the one below. The search results are in the middle of the screen, map to the right, and Neighborhood stats down the right hand side.

You can update your search features on the left hand side of the screen as well. You also have a map view tab at the top of the screen which works like the one we previously talked about toward the beginning of this handout.

Unfortunately you can't generate a report like this from this screen like you could from the Neighborhood search, but you can still do a report with this data as you will learn on the next page.

The screenshot shows a real estate search interface. At the top, there are tabs for 'LIST VIEW' and 'MAP VIEW'. The search criteria are 'Temple, PA 19560' and 'Show: Changes in the Last 3 Months'. The results are sorted by 'Recently updated' and show 10 results. The first four results are listed below:

Address	Price	Bedrooms	Bathrooms	Sq. Ft.
5106 Mohave Rd, Temple, PA 19560	\$78,000	4 br	2 ba	1,075 sq. ft.
5204 Wilshire Rd, Temple, PA 19560	\$95,000	4 br	1 ba	1,075 sq. ft.
709 Las Vegas Dr, Temple, PA 19560	\$115,000	4 br	2 ba	1,120 sq. ft.
1411 Sycamore St, Temple, PA 19560	\$142,500	3 br	1 ba	1,372 sq. ft.

On the right side, there is a map showing the area around Temple, PA 19560, with various property markers. Below the map is a 'NEIGHBORHOOD' section for Temple, PA 19560, showing the median estimated home value for the area and surrounding regions:

Area	Median Estimated Home Value
19560	\$136,500
Berks County	\$163,000
Pennsylvania	\$150,000

The last search you can do from the home screen is My Listings. Simply click on this option and click Search to see your current listings appear in typical search results fashion.

Creating Reports

RESIDENTIAL

Generate a report for:

▼ MY REPORTS
You have not generated any reports in the last 30 days.

Select type of report:
 Property Report Seller's Report Market Activity
 Mini Property Report

The property report is a comprehensive look at an individual property, including detailed property information, historical listing photos, local market statistics, listing activity, foreclosure activity, neighborhood demographics and more.

Select elements to include in report:
 All elements Estimated Value My Refined Estimated Value Estimated Value Change Current Photos
 Historical Photos History Market Activity Summary Neighborhood

Limit # of records in each market activity section:

Personalize the report:
Recipient Name:
Message:
(300 characters left)

Page Numbers:
 Show page numbers in report
 Hide page numbers in report

Delivery Method:
 Display now (Opens printable PDF)
 Email to: CC to me
From:

I have read and agree with the RPR [Terms of Use and Privacy Policy](#)

▼ SAMPLE: Property Report

2041 Port Provence Pl
Newport Beach, CA 92660
Property for Sale

Paul Ernst
Century 21 Gold-Temple
5371 Allentown Pike
Tempe, PA 15060

The most important feature of this site is that you can create reports that can either be emailed or printed, or possibly even used on your real estate website or social media sites to help you farm an area. You can create the following reports from the RPR website:

Property Reports: The property report is a comprehensive look at an individual property, including detailed property information, historical listing photos, local market statistics, listing activity, foreclosure activity, neighborhood demographics and more.

Seller's Report: The seller's report is a tool for listing presentations, similar to a CMA. It reviews the subject property, shows the condition of the local market, presents comparable properties for side-by-side comparison, recommends a pricing strategy and shows estimated seller proceeds.

Market Activity: The market activity report is a snapshot of all the changes in a local real estate market. It includes a market activity summary and a listing of active, pending, sold, expired and distressed properties. Recent price changes and upcoming open houses are also included.

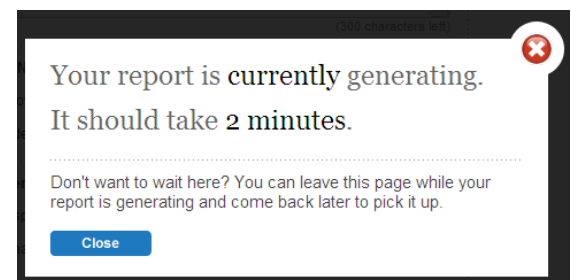
Mini Property Report: The Mini Property Report provides essential information about a home, much like what is shown on the Summary tab of a Property Details page. The report includes the property's estimated value; home facts like bedrooms, baths and square footage; and photos.

To generate a report, type in an address in the search bar at the top and click on 'Submit'. If you are creating a Market Activity Report you can type in a neighborhood, city, state, and zip to give a broad report (perfect for creating materials for your farming area!). Once you hit Submit, you will see the address appear where the search bar was. In the example above you can see Property Report is checked. Each report has elements you can include in your report (such as in Property Report some include estimated value, estimated value change, market activity summary).

In the next section you can personalize the report by typing in a Name and message followed by page numbers (you can show them or hide them - if you hide them, you can pull pages out of the report and not have to reprint another one with that section missing).

In the next section, Delivery Method, you choose how you want to view the report - if you click on Display now, it will open up as a PDF in a new window which you can print and/or save. If you want it emailed, you can click on that button and type in an email address to send it to. If you want a copy sent to you, check the CC box.

Finally, check off the box agreeing to the terms of use and click 'Get Report'. Once you click this box, RPR will create your report which will load in a new window - you will see a pop up window like the one to the right estimating how long your wait is (typically 2 minutes). If you don't want to wait, you can close this box and pick up your report later.



My Profile

There is a tab toward the top of the page called 'My Profile'. When you click on this tab you are

Profile Information

[Save](#) [Cancel](#)

▼ Photos/Logos
Personal photo has not yet been uploaded. [Upload Photo →](#)
Logo has not yet been uploaded. [Upload Logo →](#)

▼ Contact Info
First Name: Last Name:
Office Name: Broker Name:
Office Address 1: Broker Address 1:
Office Address 2: Broker Address 2:
City: City:
State: ZIP: State: ZIP:

▼ Phone **▼ Fax**
[Add more →](#) [Add more →](#)

▼ Email
[Add more →](#)

▼ Website
[Add more →](#)

▼ MLS Info
These are the MLS's you are a member of. We need these references to show you the proper listings. Please select one as your preferred MLS.
Choose State: Choose MLS: Enter Agent ID:

[Add another MLS →](#)

▼ Home Areas
Enter a search area to add:
 [Add](#)

taken to a page to setup your profile which will be used in order to generate reports.

You can upload a personal photo and Logo by clicking on 'Upload Photo' or 'Upload Logo' toward the top of the screen.

Make sure the rest of your information is typed into this screen so that the proper information is displayed on all of your reports you create. You do want people to know how to contact you that you give a report out to and this will be how they find you.

When you are done editing this form, click 'Save' at the top or bottom of the screen and your information will be saved for any reports you create in the future.

You can always come back here to change information, update your password, or email address if you ever wish to do so.

▼ Account Info
Enter or update your NRDS number here...
Last Name: NRDS ID Number:
Sign-In Email Address:

▼ Password
Change your password here...
Current Password:
New Password:
Confirm New Password:
Passwords must be over 8 characters. We recommend the password to contain at least one capital letter, one lower case letter and one number.
[Update](#) [Cancel](#)

▼ Security Question and Answer
Change your security question and answer here...
Current Password:
New Security Question:
New Security Answer:
[Update](#) [Cancel](#)

Uses for RPR Reports

With the ever changing market and technology rapidly growing, RPR is a wonderful tool to help you inform your buyers and sellers as well as pick up new clients.

While you can't search for listings in other areas other than the local MLS, you can still pull up Neighborhood Info for other areas if you have a client that is contemplating a move to another area. You can show them the housing trends, population information, economy, etc etc. This might help them decide if a move is right for them - and always keep in mind you work for Century 21 and we can refer your clients to a local professional that is trained to work with referral based clients (and you will still get paid on the referral as well)

Market Reports you generate can be uploaded and linked to on your real estate website. If you are trying to specialize in an area (such as Exeter Township), you can create a page or pages on your website dedicated to the area. Talking about things to do, current events, and even Market Trends. You can put a link on your area page on your website that your website visitors can click on and see the market report at anytime. This help shows your client base that you are working in their area and keeping an eye out on Trends. If it is on your website, once you post a new report - post a status update on Facebook or Twitter letting your followers know you have a new report and link them to that page so they can view it for themselves.

Create a mailing list (electronically and post office versions) that you can send out a monthly market report to. While you are working in your target area if you find a home owner doesn't want to sell right now, but want to keep an eye out on the market you can ask them if you can email or mail them a monthly market report. Send this to potential sellers once a month to keep your name and face in front of them. Let them see that their area has gone up 2% in value the past month. This could motivate them to pull the trigger and list with you.

Property and Seller reports create nice CMA's that you can show on a listing appointment. While a lot of agents are currently Toolkit, these reports can also be complimented with Toolkit to give a more detailed report.

GOOD LUCK!